



Installation

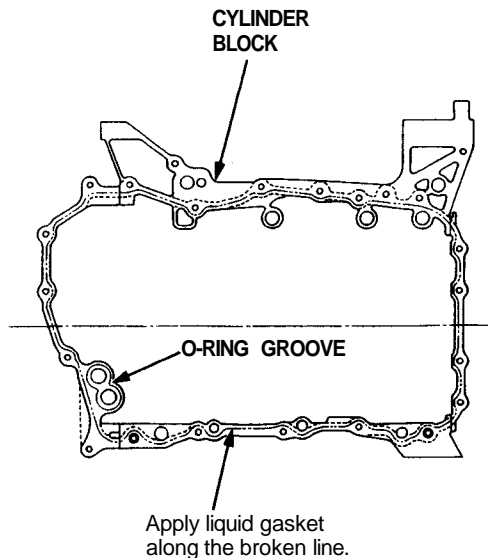
Install the oil pan in the reverse order of removal:

- Always use new O-rings.
- Oil pan and cylinder block mating surface must be clean.

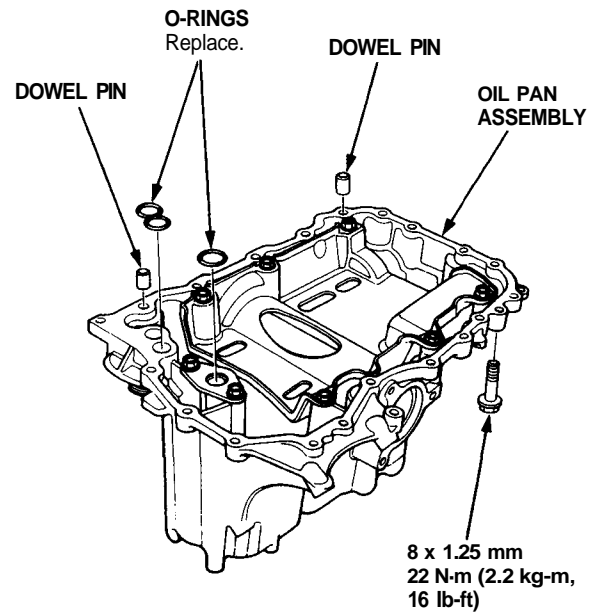
1. Apply liquid gasket to the cylinder block, then install the oil pan.

NOTE:

- Use liquid gasket, Part No. 08718 - 0001.
- Check that the mating surfaces are clean and dry before applying liquid gasket.
- Apply liquid gasket evenly, in a narrow bead centered on the mating surface.
- Do not apply liquid gasket to O-ring grooves.
- To prevent leakage of oil, apply liquid gasket to the inner threads of the bolt holes.
- Do not install the parts if 20 minutes or more have elapsed since applying liquid gasket. Instead, reapply liquid gasket after removing old residue.
- After assembly, wait at least 30 minutes before filling the engine with oil.

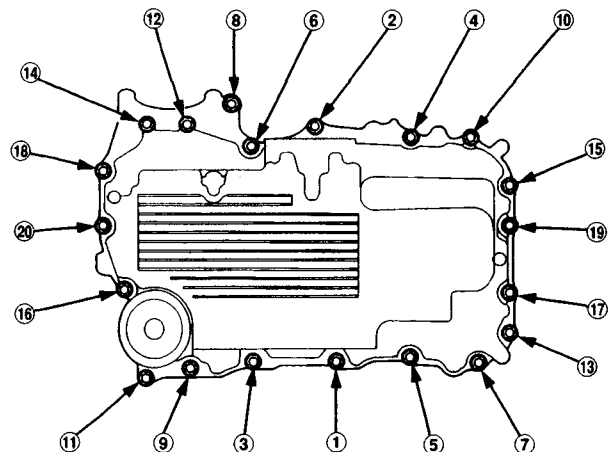


NOTE: Use new O-rings. Apply oil to O-rings before installation.



2. Tighten the oil pan bolts as shown.

OIL PAN BOLT TORQUE SEQUENCE

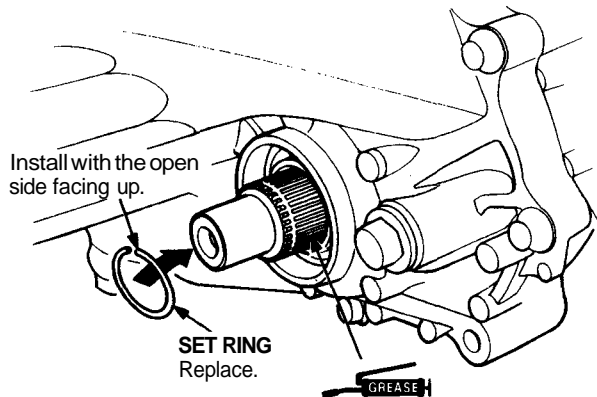


(cont'd)

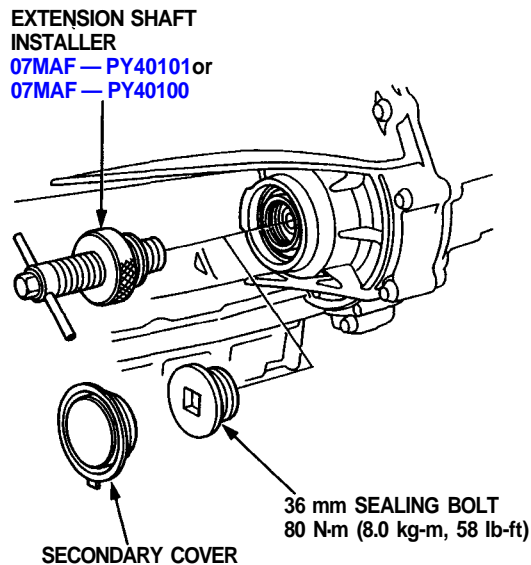
Oil Pan

Installation (cont'd)

3. Install the differential assembly.
 - Select the appropriate 26 mm shim whenever the oil pan or the cylinder block is replaced. Refer to [section 15](#) for selection of the correct 26 mm shim.
4. Apply grease to the spline of the extension shaft, then install the new set ring with the open side facing up.



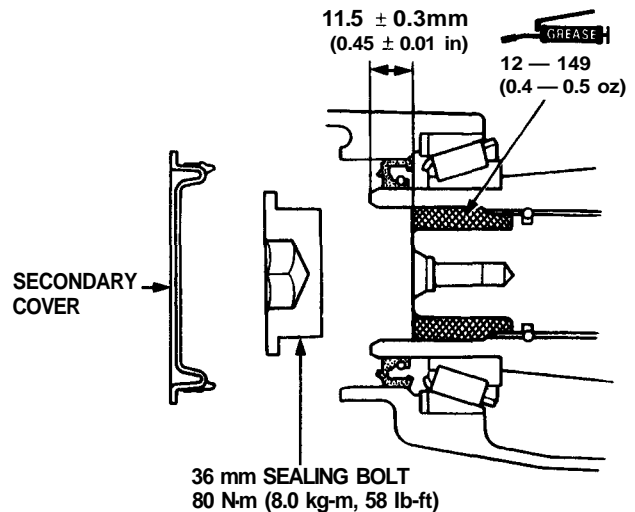
5. Install the extension shaft with the special tool.
- NOTE: Make sure the extension shaft locks in place.



EXTENSION SHAFT
INSTALLER
07MAF - PY40101 or
07MAF - PY40100

SET RING
Replace.

6. Fill the cavity with High Temp Urea Grease (P/N 08798 - 9002).
7. Reinstall the 36 mm sealing bolt and the secondary cover.
 - Apply liquid gasket (P/N 08718 - 0001) to the sealing bolt threads.



8. Check the following after reassembly.
 - Refill hypoid gear oil in the differential.
 - Refill engine oil.
 - Refill engine coolant in the cooling system.
 - Make sure the set rings on the driveshafts are completely inserted into the groove of the differential or intermediate shaft.
 - Adjust the A/C compressor belt tension.